



ISRAEL

The 2023 Jewish Community Study of New York



PREFACE

This series of reports present the findings of UJA-Federation of New York's 2023 Jewish Community Study. This study is based on nearly 6,000 completed questionnaires from Jewish households of all backgrounds, beliefs, and levels of belonging to Jewish communal organizations.

The U.S. Census is prohibited from asking questions about religion, so the 2023 Jewish Community Study of New York is the prime source of information about the Jewish community in the current moment. The survey collected data from a cross-sectional, representative sample of New York area adults who live in a Jewish household. The geographic scope is the New York eight-county area — the five New York City boroughs, Nassau, Suffolk, and Westchester counties. The study covers a breadth of topics, from poverty and mental health to Jewish ritual observance and participation in Jewish programs.

Over the past ten years, much has changed in how and where people live across the New York region. Most notably, the Covid-19 pandemic **heavily impacted** the entire New York metropolitan area, the New York Jewish community included. While it is impossible to know how characteristics of Jewish households would have changed in the absence of the pandemic, this study offers the most comprehensive portrait of the Jewish community in 2023.

Where possible, we have drawn comparisons to provide context to the count and characteristics of the New York Jewish community in 2023. We compare our 2023 findings, when appropriate, to Pew's *Jewish Americans in 2020* and to the New York eight-county census data taken from the 2022 American Community Survey (ACS). We also compare our findings to the 2011 Jewish Community Study and to the 2002 and 1991 New York Jewish community studies; however, shifts in the wording of questions and differences among the studies' methodological procedures complicate these comparisons, so we use longitudinal comparisons judiciously. For more on the limitations of data comparability, see the methods FAQ [here](#).

A complete methodological report can be found online at jewishdatany.ujafedny.org.

A few helpful terms

Jewish Household: A household with at least one Jewish adult. Jewish households may include both Jewish and non-Jewish adults and children.

Jewish Adult: An adult who identifies with Judaism, either by religion or in any other way (for example, ethnically, culturally, or because of family background).

Eight-County Area: The UJA catchment area, this region includes the five boroughs of New York City, as well as Westchester, Nassau, and Suffolk counties.

How to read the numbers in this report

Rounding: Counts of people and households have been rounded to the nearest thousand. Percentages have generally been rounded to the nearest whole percent. As a result, some tables may not perfectly sum to 100%. Except where otherwise noted, tables are inclusive of all respondents and should be understood to sum to the number indicated in the total row.

Comparisons: Even where not explicitly indicated, all figures cited in this report are estimates, and therefore surrounded by margins of error. As a general rule, differences smaller than five percent may not be statistically significant. For more about changes in methodology that may affect comparisons with 2011 data, see the [FAQ](#).

INTRODUCTION

In 2023, prior to the events of October 7, Jewish New Yorkers felt strongly attached to Israel, more so than Jewish Americans as a whole. They widely supported Israel's right to exist as a Jewish state and believed that caring about Israel was essential to their Jewish identity.

Within the Jewish community in the eight-county area, however, certain groups felt notably more or less attached to Israel. The Orthodox community reported high levels of attachment to Israel, as did Jews who identified as Conservative and Reform. Politically conservative and older Jews (50 and over) also reported higher levels of attachment to Israel, while politically liberal and younger Jews (49 and below) reported lower levels of attachment.

When reflecting on how their attachment to Israel has changed over the past decade, Jewish adults mostly report that their attachment to Israel has stayed the same. The notable exception to this is non-Orthodox adults under the age of 30. Almost 40% of this group report that their attachment to Israel has weakened over the past decade.

SECTION 1

EMOTIONAL ATTACHMENT TO ISRAEL

EMOTIONAL ATTACHMENT TO ISRAEL AMONG JEWISH ADULTS

Attachment to Israel	2020 US	2023 NY
Not at all attached	14%	17%
Not very attached	27%	19%
Somewhat attached	33%	33%
Very attached	26%	31%
Total	100%	100%

In 2023, most Jewish adults in the New York area were emotionally attached to Israel: Overall, 64% reported being either very attached or somewhat attached to Israel. When compared with all American Jews, New York Jews reported higher levels of attachment to Israel than the national average (58%).¹ Jewish adults' levels of emotional attachment to Israel significantly varies by denomination, age, extent to which being Jewish is important to them, and political affiliation.²

Emotional Attachment to Israel Among Jewish Adults by Denomination

Attachment to Israel	Orthodox	Conservative	Reform	Nondenominational/ Other
Not at all attached	7%	8%	12%	29%
Not very attached	7%	11%	26%	25%
Somewhat Attached	23%	39%	43%	32%
Very Attached	63%	41%	19%	14%

Orthodox adults report the highest levels of attachment to Israel, with 86% feeling somewhat or very attached, followed by Conservative Jewish adults (80%), Reform

Jewish adults (62%), and Jewish adults of no or some other denomination (46%).

¹ References to Jewish adults nationally throughout this report draw on findings from Pew Research Center's "Jewish Americans in 2020" (Pew Research Center, May 11, 2021), <https://www.pewresearch.org/religion/2021/05/11/jewish-americans-in-2020/>.

² Throughout this report we present tables that compare attitudes and feelings regarding Israel by a number of characteristics, including denomination, age, extent to which being Jewish is important, and political affiliation. These tables present information as to how these attitudes and feelings regarding Israel vary by key characteristics of Jewish adults. To identify meaningful associations between these attitudes and feelings and characteristics of Jewish adults, we conduct multivariate regressions of attitudes and feelings regarding Israel on these characteristics of Jewish adults. For accessibility we present bivariate cross tabulations and conduct pairwise comparisons to identify and discuss statistically significant differences between groups. While the associations presented in these tables may be partially explained by other factors, we do not include tables for characteristics that did not maintain statistically significant associations in the full models.

Emotional Attachment to Israel Among Jewish Adults by Age

Level of Concern	18-29	30-49	50-64	65+
Not at all attached	25%	22%	13%	13%
Not very attached	19%	23%	21%	15%
Somewhat Attached	32%	28%	36%	38%
Very Attached	24%	27%	30%	34%

Emotional Attachment to Israel Among Jewish Adults by Extent to Which Being Jewish Is Important

Attachment to Israel	Being Jewish is Important to Me			
	Not at All	Not Much	Some	A Great Deal
Not at all attached	73%	56%	16%	4%
Not very attached	8%	20%	32%	11%
Somewhat attached	13%	20%	44%	36%
Very attached	6%	4%	9%	49%

Emotional Attachment to Israel Among Jewish Adults by Political Identification

Level of Concern	Liberal	Moderate	Conservative
Not at all attached	23%	16%	9%
Not very attached	27%	15%	10%
Somewhat attached	34%	36%	30%
Very attached	16%	34%	51%

There is an association between age and Israel attachment, with younger adults reporting the lowest levels of attachment and older adults reporting the highest levels. Seventy-two percent of adults aged 65 or older reported feeling at least somewhat attached to Israel, compared with 56% of adults ages 18 – 29. Younger adults also have the lowest rates of attachment, with 44% of Jewish adults under 30 stating they feel either not very or not at all attached to Israel.

Attachment to Israel significantly varies by the extent to which Jewish adults report that being Jewish is important to them. Among those who report that being Jewish is important to them “a great deal,” 85% report being at least somewhat attached to Israel, compared with 19% of those who report that being Jewish is “not at all” important to them.

Political affiliation also shapes Jewish attachments to Israel. About half of politically liberal Jews feel at least somewhat connected to Israel, while 70% of politically moderate Jews and 81% of politically conservative Jews feel attached to Israel.

THE ISRAEL-DISTANT AND THE ISRAEL-ATTACHED

While attitudes toward Israel vary among subgroups within the Jewish community, those who report low and high levels of attachment to Israel can also be thought of as two distinct groups unto themselves: the Israel-distant and the Israel-attached. The Israel-distant comprises those Jewish adults who report feeling “not at all” or “not very” attached to Israel

while the Israel-attached are those Jewish adults who report feeling “somewhat” or “very” attached to Israel. This sidebar explores the characteristics of these two groups and how they differ along the areas of denomination, age, importance of being Jewish, and political affiliation.

Denominational Affiliation By Attachment to Israel

	Israel-Distant	Israel-Attached	All NY Jewish Adults
Orthodox	9%	31%	23%
Conservative	8%	19%	15%
Reform	20%	19%	19%
Nondenominational/Other	63%	30%	43%
TOTAL	100%	100%	100%

Among those who are Israel-distant, the majority (63%) are nondenominational or other. In contrast, the majority (69%) of the Israel-attached are denominationally identified Jewish adults, and

nearly a third are Orthodox. It is important to note, however, that 37% of the Israel-distant identify with a denomination, and that 30% of the Israel-attached do not identify denominationally.

Age Distribution by Attachment to Israel

	Israel-Distant	Israel-Attached	All NY Jewish Adults
18–29	21%	16%	18%
30–49	35%	25%	29%
50–64	21%	24%	23%
65+	23%	35%	30%
TOTAL	100%	100%	100%

The Israel-distant are, overall, a younger group than the Israel-attached. Over half of people who are Israel-distant are under 50, compared with 41% of those who

are Israel-attached. Additionally, about 35% of the Israel-attached are over the age of 65, while only 23% of the Israel-distant are in that same age cohort.

THE ISRAEL-DISTANT AND THE ISRAEL-ATTACHED (CONT.)

Age Distribution by Attachment to Israel (Excluding Orthodox)

	Israel-Distant	Israel-Attached	All NY Jewish Adults
18-29	19%	11%	14%
30-49	35%	22%	28%
50-64	21%	26%	24%
65+	25%	41%	34%
TOTAL	100%	100%	100%

Among the non-Orthodox, the age differences between the Israel-attached and Israel-distant widen further, as many of the younger adults attached to

Israel are Orthodox. Two-thirds of non-Orthodox adults who are Israel-attached are 50 and over, and only one-third are under 50.

Political Identification by Attachment to Israel

	Israel-Distant	Israel-Attached	All NY Jewish Adults
Liberal	62%	35%	45%
Moderate	25%	33%	30%
Conservative	13%	32%	25%
TOTAL	100%	100%	100%

Jewish adults who are Israel-distant are largely liberal, although a quarter of this group identifies politically as moderate. Only 13% of the Israel-distant are politically

conservative. In contrast, the Israel-attached group is distributed roughly equally between those who are liberal, moderate, and conservative.

Importance of Being Jewish by Attachment to Israel

	Israel-Distant	Israel-Attached	All NY Jewish Adults
Being Jewish Not Important	34%	5%	16%
Being Jewish Is Important	66%	95%	84%
TOTAL	100%	100%	100%

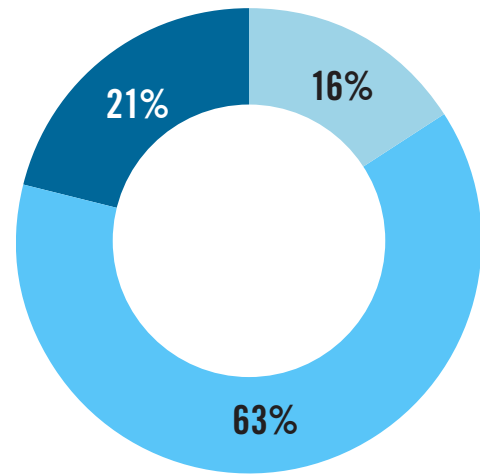
Among the Israel-attached, 95% report that being Jewish is important to them. Among the Israel-distant,

only 66% report that being Jewish is important to them (either somewhat or very).

CHANGE IN ISRAEL ATTACHMENT COMPARED WITH 10 YEARS AGO

Perceived Change in Emotional Attachment to Israel in the Past 10 Years Among Jewish Adults

In 2023, the majority of Jewish adults reported that their emotional attachment to Israel has remained the same compared with 10 years ago. About one in five Jewish adults (21%) reported that their attachment became stronger, and about one in six (16%) reported that their attachment had weakened compared with 10 years ago. Perceived change in attachment to Israel is associated with denomination, extent to which being Jewish is important, and political affiliation.



■ Became weaker: 16%
 ■ Stayed the same: 63%
 ■ Became stronger: 21%

ATTACHMENT TO ISRAEL TODAY COMPARED WITH 10 YEARS AGO **2023**

Became weaker	16%
Stayed the same	63%
Became stronger	21%

Perceived Change in Emotional Attachment to Israel in the Past 10 Years Among Jewish Adults by Current Attachment

	Attachment to Israel				Total
	Not at All	Not Very	Somewhat	Very	
Became weaker	31%	30%	29%	9%	100%
Stayed the same	19%	20%	35%	26%	100%
Became stronger	1%	6%	30%	63%	100%

Among individuals whose connection to Israel has weakened over the past decade, most now consider themselves not at all or not very attached, though 38% continue to feel somewhat or very attached to Israel in 2023. Those whose attachment has remained

stable are found across all levels of connection, with the largest share identifying as somewhat attached. Meanwhile, those whose attachment has strengthened are predominantly very attached to Israel, although 30% identify as somewhat attached.

Perceived Change in Emotional Attachment to Israel in the Past 10 Years Among Jewish Adults by Denomination

	Orthodox	Conservative	Reform	Nondenominational/ Other
Became weaker	6%	14%	19%	20%
Stayed the same	55%	62%	66%	68%
Became stronger	39%	24%	15%	12%
Total	100%	100%	100%	100%

Orthodox and Conservative Jewish adults are more likely to report that their attachment to Israel has increased over the past decade. Conversely, Reform and nondenominational or other Jewish adults are more likely to report a weakening rather than strengthening

attachment over the past 10 years. Nearly 40% of Orthodox Jews and about a quarter (24%) of Conservative Jews report that their attachment to Israel has increased over the past decade.

Perceived Change in Emotional Attachment to Israel in the Past 10 Years Among Jewish Adults by Extent to Which Being Jewish Is Important

	Not at All	Not Much	Some	A Great Deal
Became weaker	17%	25%	21%	11%
Stayed the same	80%	74%	67%	61%
Became stronger	3%	2%	12%	28%
Total	100%	100%	100%	100%

Perceived change in emotional attachment to Israel is significantly associated with the extent to which individuals feel that being Jewish is important to them. About 28% of Jewish adults who reported that being

Jewish is important to them “a great deal” indicate that their attachment to Israel had become stronger in the past 10 years, compared with 3% of those who reported that being Jewish was “not at all” important to them.

Perceived Change in Emotional Attachment to Israel in the Past 10 Years Among Jewish Adults by Political Affiliation

	Liberal	Moderate	Conservative
Became weaker	27%	9%	4%
Stayed the same	62%	69%	59%
Became stronger	11%	21%	37%
Total	100%	100%	100%

Political affiliation is also associated with Jewish adults' perceived change in their attachment to Israel. Thirty-seven percent of politically conservative Jewish adults report that their attachment to Israel has increased over the past 10 years, compared with 21% of moderates

and 11% of liberals. Moreover, liberal Jewish adults more frequently report that their attachment to Israel has weakened compared with 10 years ago, with 27% reporting weakening attachment compared with 9% of moderates and only 4% of conservatives.

Reasons Cited for Change in Israel Attachment

Those who report decreased attachment to Israel over the past 10 years cite the conflict with the Palestinians (32%) and concern about the Israeli government and political system (56%) as the two leading reasons for their weakening attachment to Israel.

AMONG THOSE WHO BECAME LESS ATTACHED

Reason for Change	2023
Government / Politics / Netanyahu	56%
Conflict / Treatment of Palestinians	32%
Orthodox control / Religious discrimination	4%
Visiting / Learning more	3%
Growing older / Different life stage	3%
Other	18%

* Note: Percentages do not add up to 100% as respondents could offer multiple reasons.

Those who report increased attachment to Israel over the past 10 years most frequently cite visiting and/or learning more about Israel as the leading reason for their strengthening attachment to it. Notably, visiting or learning more about Israel is cited among both people who have become more and less attached, but

it represents a significantly greater share of reasons for strengthened attachment (31%) compared with weakened attachment (3%). Other top reasons for strengthened attachment include relationships with family or friends in Israel (12%).

AMONG THOSE WHO BECAME MORE ATTACHED

Reason for Change	2023
Visiting / Learning more	31%
Friends / Family / Relationship	12%
Growing older / Different life stage	11%
Global antisemitism	7%
Connecting to Jewish identity / Community / Practice	5%
Security threats / Terrorism	5%
Criticism of Israel / Anti-Zionism	4%
Other	29%

* Note: Percentages do not add up to 100% as respondents could offer multiple reasons.

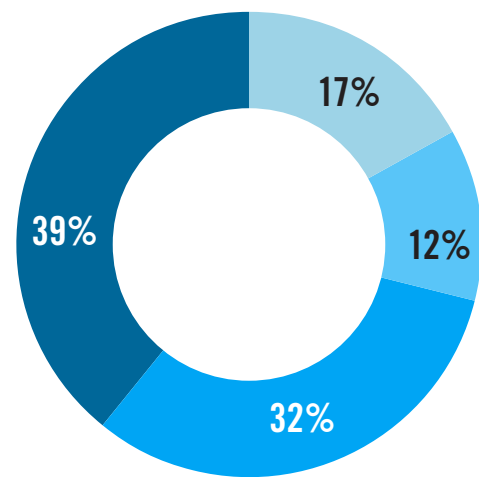
SECTION 2

ISRAEL AND JEWISH IDENTITY

CARING ABOUT ISRAEL AS AN IMPORTANT PART OF JEWISH IDENTITY

The majority of Jewish adults at least somewhat agreed that caring about Israel was an essential part of their Jewish identity in 2023. The extent to which Jewish adults reported that caring about Israel is an essential part of their Jewish identity significantly varies by age, denomination, extent to which being Jewish is important to them, and political affiliation.

Level of Agreement	2023
Strongly disagree	17%
Somewhat disagree	12%
Somewhat agree	32%
Strongly agree	39%



- Strongly disagree: 17%
- Somewhat disagree: 12%
- Somewhat agree: 32%
- Strongly agree: 39%

Extent to Which Jewish Adults Agree or Disagree That Caring About Israel Is an Essential Part of Their Jewish Identity by Age

Level of Agreement	18–29	30–49	50–64	65+
Strongly disagree	32%	20%	12%	11%
Somewhat disagree	14%	16%	9%	10%
Somewhat agree	27%	30%	36%	35%
Strongly agree	27%	34%	43%	44%

Overall, over 70% of Jewish adults at least somewhat agree that caring about Israel is an essential part of their Jewish identity. However, older Jewish adults more frequently report that caring about Israel is an essential part of their Jewish identity. Nearly 80% of Jewish adults

aged 65 and older at least somewhat agree with the statement that caring about Israel is an essential part of their Jewish identity, compared with 64% of Jewish adults aged 30–49 and just 54% aged 18–29.

Extent to Which Jewish Adults Agree or Disagree That Caring About Israel Is an Essential Part of Their Jewish Identity by Denomination

Level of Agreement	Orthodox	Conservative	Reform	Nondenominational/ Other
Strongly disagree	13%	9%	12%	25%
Somewhat disagree	6%	6%	13%	17%
Somewhat agree	17%	37%	40%	34%
Strongly agree	65%	49%	35%	23%

The extent to which Jewish adults agree that caring about Israel is an essential part of their Jewish identity is patterned by their denominational affiliation. Sixty-five percent of Orthodox adults strongly agree with

this sentiment compared with 49% of Conservative Jewish adults, 35% of Reform Jewish adults, and 23% of nondenominational or other denomination Jewish adults.

Extent to Which Jewish Adults Agree or Disagree That Caring About Israel Is an Essential Part of Their Jewish Identity by Political Affiliation

Level of Agreement	Liberal	Moderate	Conservative
Strongly disagree	25%	11%	10%
Somewhat disagree	18%	9%	5%
Somewhat agree	34%	35%	25%
Strongly agree	23%	45%	60%

Politically conservative Jewish adults most frequently report that caring about Israel is an essential part of their Jewish identity. Eighty-five percent of politically conservative Jewish adults at least somewhat agree with

the statement that caring about Israel is an essential part of their Jewish identity, compared with 80% of moderates and 57% of liberal Jewish adults.

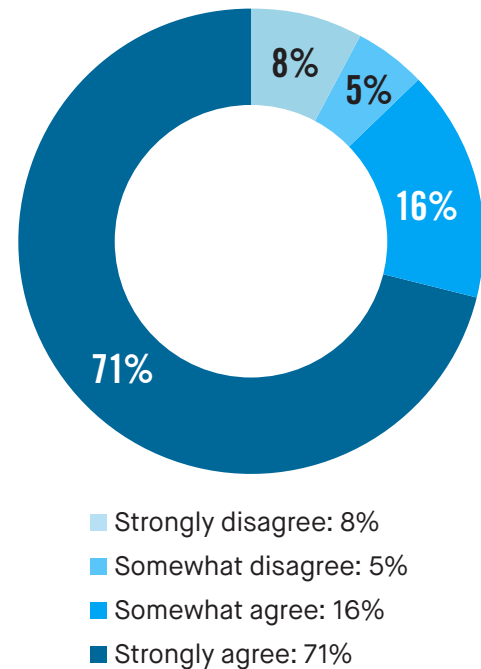
SECTION 3

ISRAEL'S RIGHT TO EXIST AS A JEWISH STATE

RIGHT TO EXIST AS A JEWISH STATE

Jewish New Yorkers overwhelmingly support Israel's right to exist as a Jewish state: Eighty-seven percent of all Jewish adults in the eight-county area affirm this statement. The extent to which Jewish adults agree or disagree that Israel has a right to exist as a Jewish state significantly varies by age, denomination, and political affiliation.

Level of Agreement	2023
Strongly disagree	8%
Somewhat disagree	5%
Somewhat agree	16%
Strongly agree	71%



Agreement/Disagreement That Israel Has a Right to Exist as a Jewish State by Denomination

Level of Agreement	Orthodox	Conservative	Reform	Nondenominational/Other
Strongly disagree	16%	2%	3%	9%
Somewhat disagree	3%	3%	2%	7%
Somewhat agree	6%	7%	18%	24%
Strongly agree	74%	88%	78%	60%

Nearly all Reform (96%) and Conservative (94%) Jewish adults agree that Israel has the right to exist as a Jewish state, compared with 84% of Jewish adults from other or no denominations. In contrast, Orthodox Jewish adults

show the lowest level of agreement, with only 80% affirming Israel's right to exist as a Jewish state. This lower level of support among Orthodox Jews is largely driven by anti-Zionist Haredi groups within the Orthodox community.

Agreement/Disagreement That Israel has a Right to Exist as a Jewish State by Age

Level of Agreement	18–29	30–49	50–64	65+
Strongly disagree	21%	8%	5%	4%
Somewhat disagree	13%	6%	2%	2%
Somewhat agree	26%	20%	13%	9%
Strongly agree	39%	66%	81%	85%

In 2023, the belief that Israel has a right to exist as a Jewish state is meaningfully patterned by age. Adults over 50 almost universally (94%) agree that Israel has a right

to exist as a Jewish state compared with 86% of adults aged 30–49 and 65% of Jewish adults aged 18–29 who believe so.

Agreement/Disagreement That Israel Has a Right to Exist as a Jewish State by Age Excluding Haredi

Level of Agreement	18–29	30–49	50–64	65+
Strongly disagree	13%	6%	4%	4%
Somewhat disagree	14%	6%	2%	2%
Somewhat agree	31%	23%	13%	10%
Strongly agree	42%	65%	81%	84%

Given that Haredi status is linked to both age and belief in Israel's right to exist, it is important to look at age patterns excluding Haredi respondents to fully understand the impact of age on these views. Among non-Haredi respondents only, support for Israel's right to exist still

declines among those under age 50, but by slightly smaller margins: 88% of non-Haredi adults ages 30–49 and 73% of those ages 18–29 agree, compared with 94% among those 50 and older.

Agreement/Disagreement That Israel Has a Right to Exist as a Jewish State by Political Affiliation

Level of Agreement	Liberal	Moderate	Conservative
Strongly disagree	7%	7%	11%
Somewhat disagree	8%	2%	2%
Somewhat agree	23%	14%	7%
Strongly agree	62%	78%	80%

Politically moderate Jewish adults most frequently agree that Israel has a right to exist as a Jewish state, at 92%, compared with 87% of conservatives and 85% of liberals. The extent to which Jewish adults strongly agree that

Israel has a right to exist as a Jewish state varies more widely by political affiliation, with 62% of liberal Jewish adults strongly agreeing with this view compared with 78% of moderates and 80% of conservatives.

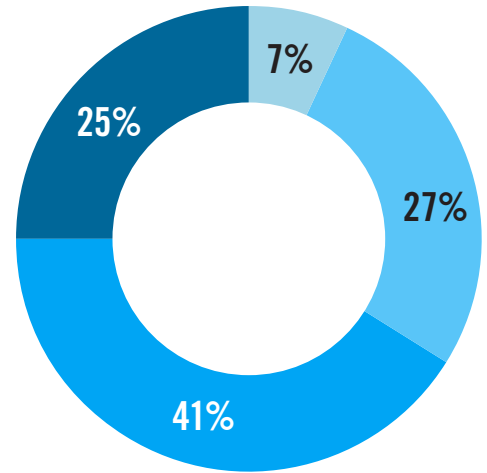
SECTION 4

FOLLOWING NEWS REGARDING ISRAEL

FOLLOWING NEWS REGARDING ISRAEL

In 2023, 66% of Jewish adults in the eight-county area report following news regarding Israel at least somewhat closely, with one in four Jewish adults (25%) reporting following news very closely. The degree to which Jewish adults report following news regarding Israel in 2023 varies significantly by age, denomination, and extent to which being Jewish is important to them.

	2023
Not at all	7%
Not too closely	27%
Somewhat closely	41%
Very closely	25%



- Not at all: 7%
- Not too closely: 27%
- Somewhat closely: 41%
- Very closely: 25%

How Closely Jewish Adults Follow News Regarding Israel by Age

	18–29	30–49	50–64	65+
Not at all	16%	8%	4%	3%
Not too closely	36%	36%	26%	18%
Somewhat closely	34%	39%	43%	46%
Very closely	14%	18%	27%	32%

The extent to which Jewish adults follow news regarding Israel increases with age. In 2023, nearly one-third (32%) of Jewish adults aged 65+ report following news

regarding Israel very closely, compared with 27% of those age 50–64, 18% of those 30–49–, and 14% of those aged 18–29.

How Closely Jewish Adults Follow News Regarding Israel by Denomination

	Orthodox	Conservative	Reform	Nondenominational/ Other
Not at all	7%	3%	4%	10%
Not too closely	17%	20%	34%	33%
Somewhat closely	34%	47%	41%	42%
Very closely	42%	30%	21%	15%

How closely Jewish adults follow news regarding Israel also varies by denomination. About 42% of Orthodox Jewish adults report following news regarding Israel very

closely in 2023, compared with 30% of Conservative Jewish adults, 21% of Reform Jewish adults, and 15% of nondenominational or other denomination Jewish adults.

How Closely Jewish Adults Follow News Regarding Israel by Extent to Which Being Jewish Is Important

	Being Jewish is Important to Me			
	Not at All	Not Much	Some	A Great Deal
Not at all	35%	14%	6%	1%
Not too closely	31%	48%	36%	16%
Somewhat closely	23%	29%	46%	44%
Very closely	11%	9%	12%	39%

Following news regarding Israel is positively associated with the extent to which Jewish adults report that being Jewish is important to them. Among Jewish adults who report that being Jewish is important to them “a great

deal,” about 83% report following news regarding Israel at least somewhat closely, compared with only 34% among those who indicate that being Jewish is “not at all” important to them.

SECTION 5

COMFORT DISCUSSING ISRAEL

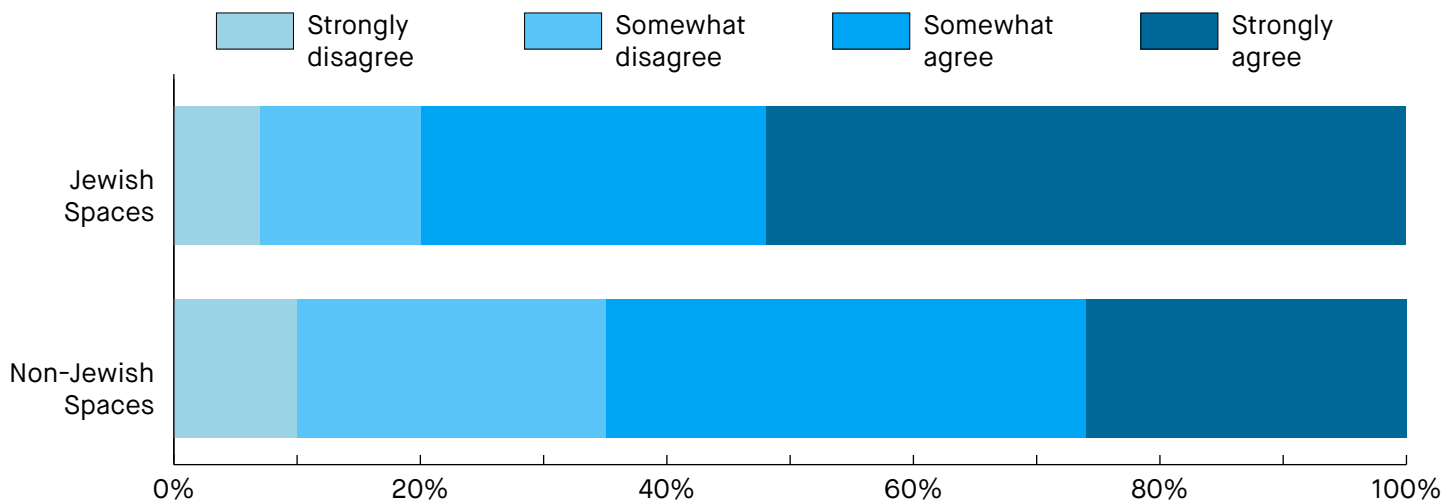
COMFORT EXPRESSING VIEWS REGARDING ISRAEL

In 2023, about half of Jewish adults in the eight-county area reported feeling very comfortable expressing their views regarding Israel in Jewish spaces, yet Jewish adults reported less comfort expressing their views about Israel in non-Jewish spaces. Most Jewish adults report that their comfort expressing their views on Israel generally has not changed, but among those for whom it has, more Jews have become less comfortable than more comfortable.

Comfort Expressing Views Regarding Israel in Jewish and Non-Jewish Spaces

The majority of Jewish adults feel comfortable expressing their views about Israel in both Jewish and non-Jewish spaces; however, more Jewish adults reported feeling somewhat or very comfortable expressing their views about Israel in Jewish spaces (80%) than in non-Jewish spaces (65%). In 2023, about one in three Jewish adults (35%) reported feeling somewhat or very uncomfortable sharing their views about Israel in non-Jewish spaces.

	Jewish Spaces	Non-Jewish Spaces
Very uncomfortable	7%	10%
Somewhat uncomfortable	13%	25%
Somewhat comfortable	28%	39%
Very comfortable	52%	26%



Jewish Adults' Comfort Expressing Views Regarding Israel in Jewish and Non-Jewish Spaces by Attachment to Israel

Comfort in Jewish Spaces	Attachment to Israel			
	Not at All	Not Very	Somewhat	Very
Very uncomfortable	21%	7%	3%	4%
Somewhat uncomfortable	25%	28%	8%	3%
Somewhat comfortable	28%	40%	32%	15%
Very comfortable	26%	24%	56%	78%
Total	100%	100%	100%	100%

Comfort in Non-Jewish Spaces	Attachment to Israel			
	Not at All	Not Very	Somewhat	Very
Very uncomfortable	14%	9%	8%	10%
Somewhat uncomfortable	23%	33%	22%	24%
Somewhat comfortable	37%	43%	42%	33%
Very comfortable	26%	14%	27%	32%
Total	100%	100%	100%	100%

With respect to demographics, comfort expressing views in Jewish spaces is significantly associated with age, denomination, extent to which being Jewish is important, and political affiliation. Comfort expressing views in

non-Jewish spaces is only significantly associated with age, with older Jewish adults reporting higher levels of comfort expressing their views in non-Jewish spaces than younger Jewish adults

Comfort Expressing Views Regarding Israel in Jewish Spaces by Age

Comfort in Jewish Spaces	18–29	30–49	50–64	65+
Very uncomfortable	10%	8%	7%	4%
Somewhat uncomfortable	22%	15%	9%	10%
Somewhat comfortable	22%	31%	27%	31%
Very comfortable	45%	46%	57%	55%

In general, older Jewish adults feel more comfortable expressing their views on Israel in Jewish spaces compared with younger Jews. The overwhelming majority of Jewish adults ages 50–64 and ages 65 and older feel comfortable expressing their views (84% and 86%,

respectively), compared with 77% of those ages 30–49 and 67% of those ages 18–29. One-third of the youngest adults report feeling uncomfortable expressing their views on Israel in Jewish spaces.

Comfort Expressing Views Regarding Israel in Jewish Spaces by Denomination

Comfort in Jewish Spaces	Orthodox	Conservative	Reform	Nondenominational/ Other
Very uncomfortable	6%	4%	3%	10%
Somewhat uncomfortable	4%	7%	13%	20%
Somewhat comfortable	15%	31%	31%	33%
Very comfortable	74%	58%	52%	37%

Orthodox Jewish adults are most likely to feel comfortable sharing their views on Israel in Jewish settings, followed by Conservative and Reform Jewish adults. Nondenominational and other denomination Jews are

the least likely to report being comfortable sharing views about Israel in Jewish settings, with 30% reporting they would be very or somewhat uncomfortable expressing their views about Israel in Jewish settings.

Comfort Expressing Views Regarding Israel in Jewish Spaces by Extent to Which Being Jewish Is Important

Comfort in Jewish Spaces	Being Jewish is Important to Me			
	Not at All	Not Much	Some	A Great Deal
Very uncomfortable	35%	15%	7%	3%
Somewhat uncomfortable	18%	18%	18%	5%
Somewhat comfortable	18%	33%	39%	22%
Very comfortable	29%	34%	37%	69%

Those who report that being Jewish is important to them are more likely to feel comfortable expressing their views about Israel compared with Jewish adults for whom being Jewish is less important. More than 90 percent of those who report being Jewish is “a great deal” important to

them feel comfortable expressing views about Israel in Jewish spaces, compared with 67% of those who report being Jewish is of “not much” importance and 47% of those for whom being Jewish is not all important in their lives

Comfort Expressing Views Regarding Israel in Jewish Spaces by Political Affiliation

Comfort in Jewish Spaces	Liberal	Moderate	Conservative
Very uncomfortable	8%	7%	6%
Somewhat uncomfortable	22%	8%	4%
Somewhat comfortable	34%	26%	20%
Very comfortable	37%	59%	69%

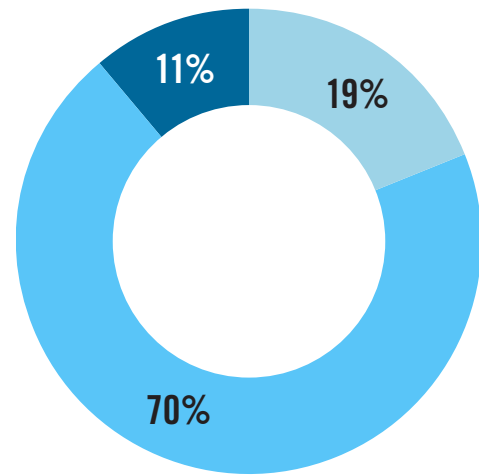
Comfort expressing views in Jewish spaces is also associated with political identity, as 89% of politically conservative Jewish adults feel comfortable expressing their views about Israel in Jewish spaces compared with 85% of politically moderate and 71% of politically liberal Jewish adults. Differences by political affiliation

are particularly pronounced among those who feel very comfortable sharing their views regarding Israel in Jewish spaces, where politically conservative Jews are nearly twice as likely (69%) to feel very comfortable as politically liberal Jews (37%) in expressing their views.

CHANGE IN COMFORT EXPRESSING VIEWS ABOUT ISRAEL

Jewish Adults' Comfort Expressing Views Regarding Israel Overall Compared With 10 Years Ago

Compared with 10 years ago, about 70% of Jewish adults report that their overall comfort expressing their views regarding Israel has stayed the same. About 20% feel less comfortable compared with 10 years ago, and about 10% feel more comfortable. Change in overall comfort is significantly associated with political affiliation, with liberal Jewish adults reporting becoming more comfortable expressing their views regarding Israel over the past 10 years compared with moderates and conservatives.



- Less comfortable: 19%
- About the same: 70%
- More comfortable: 11%

Change in Comfort	2023
Less comfortable	19%
About the same	70%
More comfortable	11%

Jewish Adults' Comfort Expressing Views Regarding Israel Overall Compared With 10 Years Ago by Political Affiliation

Change in Comfort	Liberal	Moderate	Conservative
Less comfortable	9%	11%	14%
About the same	67%	72%	72%
More comfortable	14%	11%	9%
Total	100%	100%	100%

SECTION 6

ISRAEL-RELATED ATTITUDES: 2024 UPDATE

To capture the impact of October 7, 2023, on the New York Jewish community, we conducted a recontact study in January 2024 with a sample of individuals surveyed in the original 2023 study. The 1,601 responses obtained in the follow-up study enabled a “pre-post” analysis, allowing for the examination of the changes in Israel-related attitudes and feelings among New York Jews in 2024 as well as the extent of changes that have occurred since they were surveyed in 2023.³ We also used this recontact study as an opportunity to ask several new questions related to New Yorkers’ identification with Israel and their views of the Israel-Hamas war.

Overall, we found that the events of October 7 led to increased feelings of attachment to and support for

Israel within the New York Jewish community, but these positive feelings toward Israel are not universal. Nondenominational Jewish adults, young adults, and politically liberal Jewish adults more frequently report that their attachment to Israel has weakened after the events of October 7 compared with other groups.

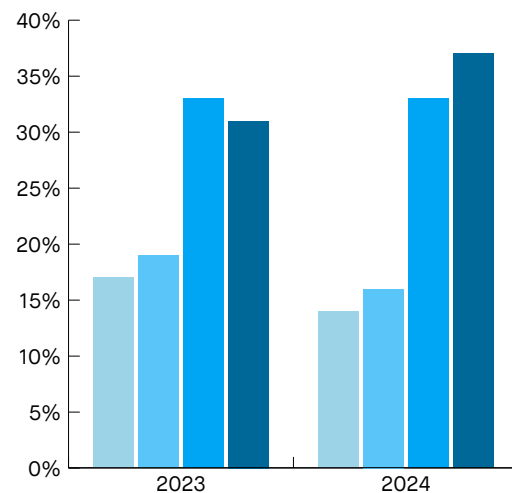
Non-Orthodox adults under 30, in particular, report a material distancing from Israel over the past six months. Over half of this group report that their attachment to Israel became weaker since the start of the war, and only 17% agree that Israel makes them proud to be Jewish in 2024. Additionally, nearly 80% of non-Orthodox adults under 30 do not approve of Israel’s military action in Gaza.

CHANGES IN ATTACHMENT TO ISRAEL

Emotional Attachment to Israel Among Jewish Adults 2023 – 2024

ATTACHMENT TO ISRAEL	2023	2024
Not at all attached	17%	14%
Not very attached	19%	16%
Somewhat attached	33%	33%
Very attached	31%	37%

Jewish adults report feeling more attached to Israel in 2024, after the events of October 7, than they did in 2023. The percentage of Jewish adults who report feeling at least somewhat attached to Israel rose from 64% in 2023 to 70% in 2024.

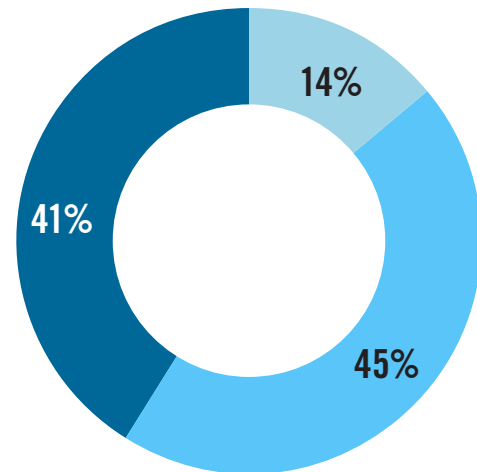


³ Eligible respondents for to the recontact survey were those who opted in to be recontacted as part of the 2023 questionnaire. Weighting adjustments account for bias both in which respondents are willing to be recontacted as well as nonresponse to the recontact questionnaire. The data was then weighted to match the population characteristics established by the 2023 study. This process allows for comparisons of population level data between years. For more, see the methodological report on the Methodology page.

Perceived Change in Emotional Attachment to Israel Compared With Six Months Ago

Attachment to Israel	2024
Became weaker	14%
Stayed the same	45%
Became stronger	41%

When asked in January 2024 how their attachment to Israel had changed compared with six months prior, 41% of Jewish adults reported that they felt their attachment to Israel had become stronger while 14% reported that their attachment had weakened. Perceived changes in attachment, however, vary among subgroups and are significantly associated with denomination, age, and political affiliation, as shown in the table below.



Change in Attachment Compared with Six Months Ago (2024)

	Became Weaker	Stayed the Same	Became Stronger
Age			
18–29	32%	38%	30%
30–49	17%	43%	39%
50–64	8%	49%	43%
65+	7%	50%	43%
Age (Excluding Orthodox)			
18–29	51%	28%	22%
30–49	22%	48%	30%
50–64	10%	52%	39%
65+	8%	51%	42%
Denomination			
Orthodox	5%	39%	56%
Conservative	14%	42%	44%
Reform	12%	44%	45%
Nondenominational + other	20%	52%	28%
Political Affiliation			
Liberal	25%	48%	27%
Moderate	6%	43%	51%
Conservative	3%	40%	57%

* Note: Rows sum to 100%

While perceived changes in attachment to Israel do not vary significantly between Jewish adults with a denominational affiliation (of whom most report no change or stronger attachment), nondenominational or other denomination Jewish adults less frequently report that their attachment to Israel has become stronger and more frequently report that their attachment has weakened compared with six months prior.

While politically moderate and conservative Jewish adults mostly report stable or strengthened emotional attachment to Israel over the past six months, politically liberal Jewish adults more frequently report that their attachment to Israel has weakened and less frequently report that their attachment has strengthened. One in four politically liberal Jewish adults feel that their attachment to Israel has weakened compared with six months prior, while just 6% of moderates and 3% of conservatives report weakened attachment.

Reasons Cited for Change in Israel Attachment Compared With Six Months Ago

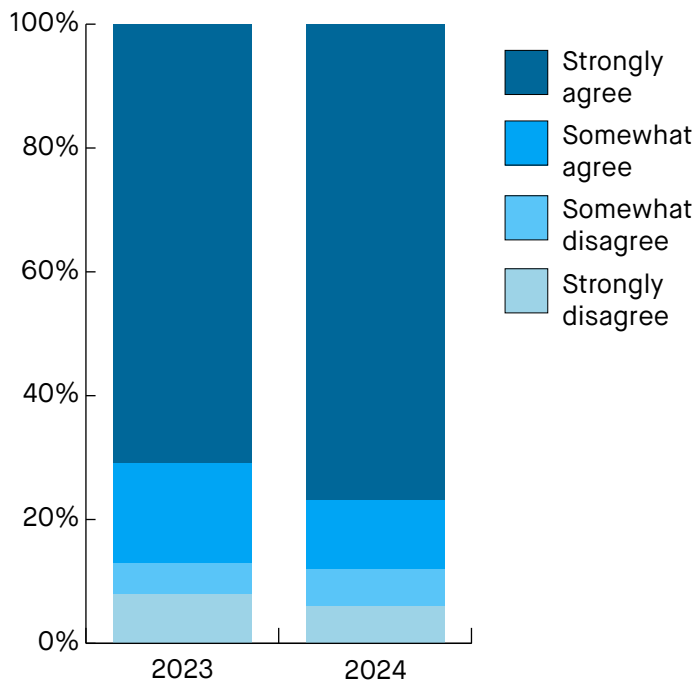
Those who reported increased attachment to Israel cited the events of October 7 and concerns about Israel's safety and security as their reasons for strengthening their attachments to Israel. Many noted relationships with friends or family in Israel as reasons for drawing closer to Israel. Some also attributed their increased attachment to recognition of Israel's role as a Jewish homeland amid concern about antisemitism and anti-Zionism in the world at large.

Those who report decreased attachment to Israel over the previous six months primarily cite the war in Gaza and concerns about genocide as reasons for their weakening attachment to Israel. To a lesser extent, those with decreased attachment also mention the government or political leadership of Israel as a factor in their weakening attachment.

BELIEF THAT ISRAEL HAS A RIGHT TO EXIST AS A JEWISH STATE 2023-2024

Level of Agreement	2023	2024
Strongly disagree	8%	6%
Somewhat disagree	5%	6%
Somewhat agree	16%	11%
Strongly agree	71%	77%

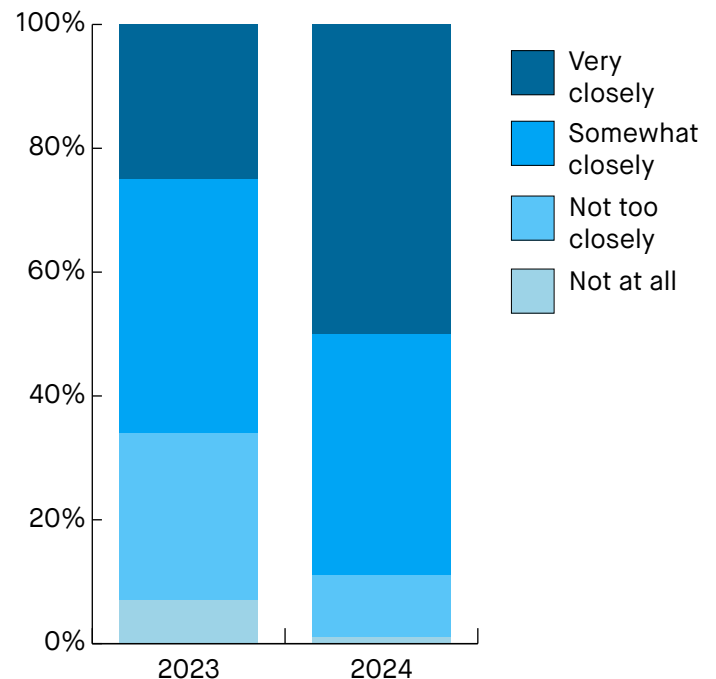
In 2024, Jewish adults report somewhat stronger levels of agreement that Israel has a right to exist as a Jewish state compared with 2023. While the proportion of Jewish adults who report that they agree overall that Israel has a right to exist as a Jewish state remained flat, the proportion who report that they strongly agree increased from 71% to 77%.



FOLLOWING NEWS REGARDING ISRAEL 2023-2024

Follows News Regarding Israel	2023	2024
Not at all	7%	1%
Not too closely	27%	10%
Somewhat closely	41%	39%
Very closely	25%	50%

The extent to which Jewish adults reported following news regarding Israel significantly increased from 2023 to 2024. In 2024, nearly 90% of Jewish adults indicated that they follow news regarding Israel at least somewhat closely, compared with 66% in 2023.



CHANGE IN COMFORT EXPRESSING VIEWS REGARDING ISRAEL 2023-2024

There are no significant differences in Jewish adults' comfort in expressing their views regarding Israel in Jewish spaces from 2023 to 2024. However, Jewish adults report lower levels of comfort expressing their views regarding Israel in non-Jewish spaces in 2024 compared with 2023. In 2024, 57% of Jewish adults reported that they were at least somewhat comfortable expressing their views regarding Israel in non-Jewish spaces compared with 65% in 2023.

Comfort In Non-Jewish Spaces	2023	2024
Very uncomfortable	10%	18%
Somewhat uncomfortable	25%	25%
Somewhat comfortable	39%	38%
Very comfortable	26%	19%

Perceived Change in Comfort Expressing Views Regarding Israel Among Jewish Adults

When asked about their perceived change in overall comfort expressing views regarding Israel, 35% of Jewish adults report that they have become less comfortable compared with six months ago. Perceived change in comfort expressing views regarding Israel is significantly associated with age and political affiliation of Jewish adults.

Level of Comfort	2024
Less comfortable	35%
About the same	57%
More comfortable	8%

Change in Comfort Compared with Six Months Ago (2024)

	Less Comfortable	About the Same	More Comfortable
Age			
18–29	32%	58%	10%
30–49	46%	48%	6%
50–64	43%	49%	7%
65+	21%	68%	11%
Political Affiliation			
Liberal	40%	52%	8%
Moderate	34%	59%	6%
Conservative	22%	67%	11%

* Note: Rows sum to 100%

Adults age 65+ most frequently report that their comfort expressing views regarding Israel has remained the same compared with six months prior. About one in five Jewish adults age 65+ reported that they have become less comfortable expressing their views compared with 43% of adults aged 50–64 and 46% of adults aged 30–49.

While change in overall comfort expressing views regarding Israel does not vary significantly between politically liberal and moderate Jewish adults, both liberal and moderate Jewish adults more frequently report feeling less comfortable expressing their views regarding Israel relative to six months ago compared with politically conservative Jewish adults.

Reasons Cited for Change in Comfort Expressing Views Regarding Israel 2023-2024

Jewish adults who reported a change in their comfort discussing Israel over the past six months were asked to explain the reason for this shift. Among those who had become less comfortable, the most common reason was a desire to avoid a controversial or polarizing topic (54%) for fear of judgment, relational damage, or even physical harm.

In contrast, among those who had become *more* comfortable discussing Israel—a smaller group—the top reason was that supporting Israel had become more important to them (32%), with many expressing that speaking up for Israel was their way of contributing to its defense. Many also reported feeling that their perspectives had changed after the events of October 7 (25%) and that they felt compelled to speak out despite or even because of their fear of rising antisemitism (11%).

Notably, one reason was shared across both groups: discomfort with or opposition toward Israel’s actions toward Palestinians or as part of the war in Gaza. Eighteen percent of both those who had grown less comfortable and those who had grown more comfortable cited this as a factor in their changed comfort level.

Change in comfort discussing Israel, in other words, does not neatly predict support for Israel or approval of the current conflict. While a majority of Jewish adults in New York support Israel’s military action (see Attitudes Regarding Israel’s Military Action in Gaza, below), both those who are strongly supportive and strongly opposed to the war report increased comfort at higher rates than those who only somewhat support or oppose Israel’s military action in Gaza, while the greatest decline in comfort is seen among those who somewhat oppose the war.

Reason for Change in Comfort	% of Those with ANY Change in Comfort	% Of Those Reporting Less Comfort	% Of Those Reporting More Comfort
Avoiding controversy and social risk	46%	54%	9%
Opposition to Israeli government or actions	18%	18%	18%
Public discourse and misinformation	15%	17%	3%
Influence of antisemitism	14%	14%	11%
Shift in perspective due to 10/7 and current events	11%	9%	21%
Ambivalence or support for both sides	10%	12%	*
Support for Israel and its defense	7%	*	32%
Intra-Jewish community tension	7%	8%	*
Learning more about Israeli history or current events	3%	*	10%
Other	2%	*	9%

Note: * Indicates data do not meet standards for reporting. Percentages do not sum to 100% as respondents could describe multiple reasons.

NEW QUESTIONS FROM THE RECONTACT STUDY

While most questions on the recontact study were identical to questions asked on the 2023 questionnaire in order to assess change over time, a few questions were added to address the events of October 7 and the war in Gaza. We asked respondents about their approval of Israel’s military actions (as of January 2024) and about

the role of pride in Israel as part of their Jewish identity. Finally, two questions at the end of the survey explored Jewish adults’ concerns about the future of Israel and the American Jewish community in the aftermath of October 7.

PRIDE IN ISRAEL

2024

In light of the ongoing Israel-Hamas war, we asked Jewish adults in 2024 if Israel makes them proud to be Jewish. We found that 62% of Jewish adults report that they at least somewhat agree that Israel makes them proud to be Jewish. The extent to which Jewish adults agree that Israel makes them proud to be Jewish varies significantly by denomination, age, and political affiliation.

Strongly disagree	22%
Somewhat disagree	16%
Somewhat agree	23%
Strongly agree	39%
Total	100%

Israel Makes Me Proud to be Jewish

	Strongly Disagree	Somewhat Disagree	Somewhat Agree	Strongly Agree
Age				
18–29	48%	22%	14%	16%
30–49	29%	16%	21%	33%
50–64	11%	18%	25%	46%
65+	9%	14%	31%	47%
Denomination				
Orthodox	20%	10%	17%	53%
Conservative	15%	7%	23%	55%
Reform	12%	24%	23%	41%
Nondenominational + Other	29%	19%	27%	24%
Political Affiliation				
Liberal	34%	18%	23%	25%
Moderate	10%	16%	26%	48%
Conservative	11%	9%	22%	59%

* Note: Rows sum to 100%

Older adults are significantly more likely to agree that Israel makes them proud to be Jewish in 2024. Younger individuals, on the other hand, are more likely to disagree: Of all subgroups analyzed in this report, young adults under 30 report the lowest levels of pride in Israel in 2024. This is even more true when excluding Orthodox adults: among non-Orthodox Jewish adults under 30, only 17% agree that Israel makes them proud to be Jewish.

Feelings of pride in Israel are highest among Orthodox and Conservative Jewish adults and lowest among

those who do not identify with the three main Jewish denominations (52%). The higher number of Orthodox Jews who disagree that Israel makes them proud to be Jewish, as compared with Conservative and Reform Jews, can be explained by stronger levels of disagreement about Israel among the Haredi segment of the community.

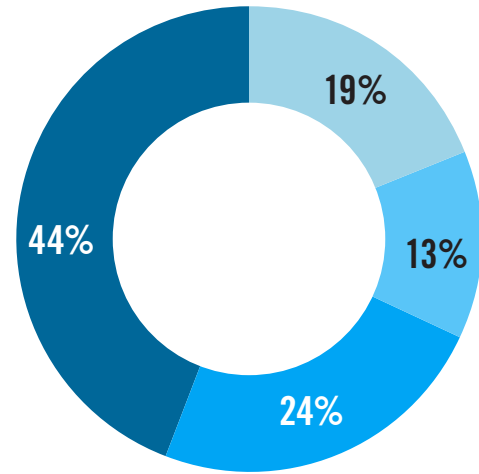
Finally, the share of adults who report that Israel makes them proud to be Jewish is lower among those adults who identify as liberal (48%) than those who are moderate (74%) or conservative (81%).

ATTITUDES REGARDING ISRAEL'S MILITARY ACTION IN GAZA

A little more than two-thirds (68%) of Jewish adults in New York approve of Israel's military action in Gaza, as of the time of the survey.⁴ The extent to which Jewish adults approve or disapprove of Israel's military action in Gaza is significantly associated with denomination, age, and political affiliation.

Level of Approval/Disapproval of Military Action in Gaza Among Jewish Adults

Level of Approval	2024
Strongly disapprove	19%
Somewhat disapprove	13%
Somewhat approve	24%
Strongly approve	44%



- Strongly disapprove: 19%
- Somewhat disapprove: 13%
- Somewhat approve: 24%
- Strongly approve: 44%

Approval/Disapproval of Military Action in Gaza

	Strongly Disapprove	Somewhat Disapprove	Somewhat Approve	Strongly Approve
Age				
18–29	40%	16%	18%	26%
30–49	25%	15%	25%	36%
50–64	12%	11%	25%	52%
65+	9%	12%	26%	53%
Denomination				
Orthodox	10%	3%	16%	71%
Conservative	16%	10%	29%	45%
Reform	8%	22%	26%	44%
Nondenominational + Other	30%	14%	27%	29%
Political Affiliation				
Liberal	33%	19%	27%	21%
Moderate	6%	10%	26%	59%
Conservative	5%	3%	15%	77%

Support for Israel's military action is higher among older adults than younger adults. Support for the war is highest among those 65 and older (79%) and lowest among adults under 30 (44%). Support for the war among young people is even lower among the young non-Orthodox: Nearly 80% of non-Orthodox Jews under 30 disapprove of Israel's military action in Gaza, and over half strongly disapprove of Israel's military action in Gaza.

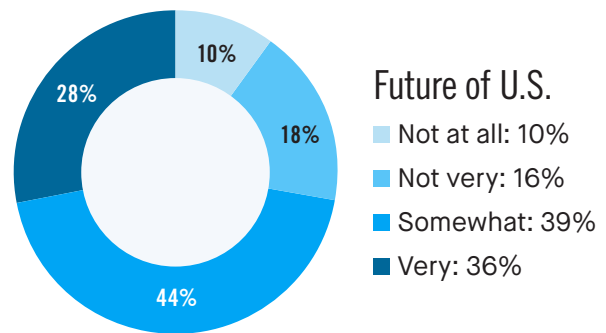
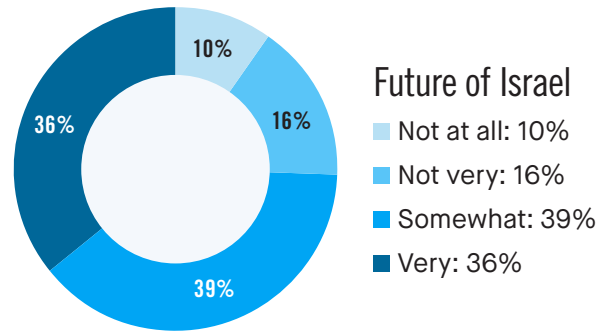
Other groups that report lower levels of support for Israel's military action in Gaza are those who do not identify with one of the three main Jewish denominations (56%) and those who identify as liberal (48%).

⁴ The recontact survey was fielded from January 4 to February 5 of 2024. It is possible that these attitudes could change over the course of the war, and therefore these estimates should be understood as representing only a snapshot of public opinion as of early 2024.

CONCERN ABOUT THE FUTURE OF ISRAEL AND THE JEWISH COMMUNITY

We asked two future-oriented questions in the recontact study: one that inquired about worry concerning the future of Israel and the other concerning the future of the Jewish community in the U.S. We found that Jewish New Yorkers were substantially worried—almost in equal measure—about the future of both communities.

Specifically, 75% of respondents were worried about Israel’s future and 72% were worried about the future of the U.S. Jewish community. Concern about the future of Israel among Jewish adults is associated with age, with younger adults (18–29) expressing the lowest rates of concern (48%) about Israel’s future.



	Israel	U.S. Jewish Community
Not at all worried	10%	10%
Not very worried	16%	18%
Somewhat worried	39%	44%
Very worried	36%	28%

Concern about the Future of Israel Among Jewish Adults by Age

	18-29	30-49	50-64	65+
Not at all worried	19%	12%	6%	5%
Not very worried	33%	17%	13%	8%
Somewhat worried	22%	40%	46%	44%
Very worried	26%	31%	35%	43%

Reasons Cited for Worry About the Future of Israel or Jewish Community in the U.S.

	% of Concern Overall	% of Those Worried Only About U.S. Community	% of Those Worried Only About Israel
Rising antisemitism / safety concerns	31%	45%	14%
Israel's security / impact of war	14%	*	25%
Israeli political conditions	9%	4%	9%
Public opinion about Israel	8%	*	9%
Israel's actions in Gaza / morality	8%	6%	21%
Education / Climate on college campuses	4%	6%	4%
U.S. political conditions	4%	5%	2%
Jewish identity / assimilation	3%	3%	1%
Divisions among Jews	3%	5%	*
Loss of U.S. support for Israel	3%	*	*
Other	17%	14%	10%

Note: * Indicates data do not meet standards for reporting. Percentages do not sum to 100% as respondents could describe multiple worries.

The most common concern for the future of both U.S. and Israeli Jewry is safety and rising antisemitism. Nearly one-third of Jewish adults (31%) who are worried about either Israel or the U.S. Jewish community cite safety or antisemitism concerns. This share increases to 45% among those who are only worried about the future of the U.S. Jewish community. Concern about

Israel's security and the war troubles about one in seven (14%) who are worried about Israel or the U.S. Jewish community and is the top concern among those who are only worried about Israel (25%). Other leading concerns include political conditions in Israel (9%), public opinion about Israel (8%), and concern about Israel's conduct in Gaza and/or the morality of the war (8%).

UJA-FEDERATION OF NEW YORK

LEADERSHIP

PRESIDENT

Linda Mirels*

CHAIR OF THE BOARD

Marc Rowan*

CHIEF EXECUTIVE OFFICER

Eric S. Goldstein

TREASURER

Jeffrey A. Keswin*

GENERAL CHAIRS, 2024 CAMPAIGN

Jane Dresner Sadaka*

Marc A. Utay*

CHAIR, UJA WOMEN

Kim Hartman*

CHAIR, PLANNED GIVING & ENDOWMENTS

David L. Moore*

GENERAL PLANNING CHAIR

Jodi J. Schwartz*

CHAIR, CARING DEPARTMENT

Nicole Agus*

CHAIR, JEWISH LIFE DEPARTMENT

Geula Solomon*

CHAIR, NETWORK DEPARTMENT

Neil J. Sandler*

EXECUTIVE COMMITTEE AT LARGE

Pamela Barnett*

Lloyd Blankfein*

Eric Schwartz*

Tara Slone-Goldstein*

Merryl H. Tisch*

IMMEDIATE PAST PRESIDENT CHAIR, ALLOCATIONS STEERING COMMITTEE

Amy A. B. Bressman*

SPECIAL ADVISOR TO THE PRESIDENT CO-CHAIR, UJA YOUNG LEADERS

Spencer Herbst*

EXECUTIVE VICE PRESIDENT, FINANCIAL RESOURCE DEVELOPMENT

Mark D. Medin

CHIEF PLANNING OFFICER

Deborah A. Joselow

CHIEF FINANCIAL OFFICER

Luz Liebeskind

GENERAL COUNSEL, CHIEF COMPLIANCE OFFICER & SECRETARY

Ellen R. Zimmerman

CHIEF MARKETING OFFICER

Graham Cannon

EXECUTIVE VICE PRESIDENTS EMERITI

Ernest W. Michel**

Stephen D. Solender

John S. Ruskay

*Executive Committee member

**of blessed memory

ACKNOWLEDGEMENTS

UJA-FEDERATION OF NEW YORK STUDY DIRECTORS

Jake Brzowsky
Emily Sigalow, Ph.D.

EXTERNAL RESEARCH TEAM

Jason Fontana, Ph.D. candidate
Janet Aronson, Ph.D.
Pearl Beck, Ph.D.

SSRS SURVEY CONSULTANTS

Eran Ben-Porath, Ph.D.
Cameron McPhee
Mickey Jackson
Emily Jennings
Elizabeth Sciupac

UJA STUDY SUPPORT

Annette Jacoby, Ph.D.
Tori Lieber
Zach Weitz

HAREDI OUTREACH SUPPORT

Chumi Friedman
Rebecca Saidlower

UJA COMMUNITY OUTREACH

Rina Cohen
Sepi Djavaheri
David Aronov

UJA TRANSLATION REVIEW

Inna Galperin
Liliya Markel
Bari Ziegel

UJA MARKETING SUPPORT

David Frutkoff
Edward Ocampo
Laura Sirowitz
Mirm Kriegel
Sherri Lerner